

THE TRUCK THAT CARRIES MORE



■ Inline FIP ■ 6T payload* ■ 7' 5" load body internal width ■ Power steering ■ Air brakes

Ecomet 1012 is designed and engineered to carry heavy load with ease. Ecomet 1012 boasts of heavy duty reliable aggregates for lower maintenance cost and higher savings per trip

*1012 17' FSD

**NOW WITH
INLINE FIP**



The ecomet Advantage

- Powered by the fuel efficient 'H' Series engine
- 120 HP with 415 Nm torque
- Higher axle capacities
- Wide & spacious cabin
- Optimised drive line with 6 speed OD Gear Box

Applications

- Market load
- Construction
- Interstate parcel / logistics
- Distribution

Anytime, Anywhere Service

Nationwide coverage through strong network of:

- More than 260 Dealer outlets for Sales, Service and Parts support
- Above 160 Authorised Service Centers
- Ashok Leyland trained mechanics
- Readily available spare parts - LEYPARTS
- Leyland Direct 24 x 7 National Helpline Service
- Mobile service vans

Options

- VISHVAS - Annual Maintenance Contract
- Extended Service Package - 2 years/2,00,000 kms
- Extended Warranty Package - 3 years/3,00,000 kms

The specifications are liable to change due to continuous improvements and are for reference only. Do not drill or weld on frame


Specifications

Engine	H'series 4 cylinder with inline FIP
Maximum power	120 HP @2500 rpm
Maximum torque	415 Nm @1400 rpm
Clutch	330 mm Dia single plate dry type-Hydraulic actuation
Gear box	Synchromesh 6S ODGB
FGR	8.28
Gradeability	30%
Steering	Power steering
Frame	All steel Ladder type with bolted construction
Front axle	I section reverse Elliot
Rear axle	Fully floating hypoid. rear axle
Suspension	Shackle ended - Multileaf springs
Cabin	All steel factory built tiltable day cabin
Brakes	Full air-dual line S-cam brakes
Parking brakes	Spring actuated, Pneumatic (on Rear only)
Battery	12 V-100 AH
Tyres	8.25X16 16PR
Fuel tank	212 lts (115 lts for 2850WB)
GVW	10900 kgs


Major Dimensions (in mm)

	2850	3250	3970	4200
Front overhang	1338			
Rear overhang	1144	1580	1780	2125
Overall length	5332	6168	7088	7663
Overall width (Cabin /Body)	2207 / 2280			
Front track	1875			
Rear track	1689			
Truning circle dia	10600	11700	14500	15200
Load body length	11.4 ft	14 ft	17 ft	19 ft
Load body internal width	7'5"			


BODY OPTION



Cab Chassis



FSD/DS D



HSD

Authorised dealer